

Adult Learning Disability Replacement Care Background Information

Osborne Court

Osborne Court is provided by Worcestershire Health and Care NHS Trust and offers short breaks to both adults and children with wide ranging health needs. These could include challenging behaviours (including those on the Autistic Spectrum), profound and multiple learning and physical disabilities and moderate learning and physical disabilities. The service also includes a Hydrotherapy Pool.

The unit is located in Malvern; the service is offered predominantly to those in south Worcestershire but is also used by individuals from across Worcestershire depending on needs.

Osborne Court is regulated by CQC as part of Worcestershire Health and Care NHS Trust. The most recent CQC inspection report published in June 2015 rated the service as "Good".

Unit Capacity, Occupancy and Usage

Osborne Court comprises five bungalows:

- one adult bungalow with four beds
- two bungalows used by children accessing the service
- two bungalows which currently stand unoccupied and require renovation

Worcestershire County Council Adult Services commissions four beds for adults with learning disabilities.

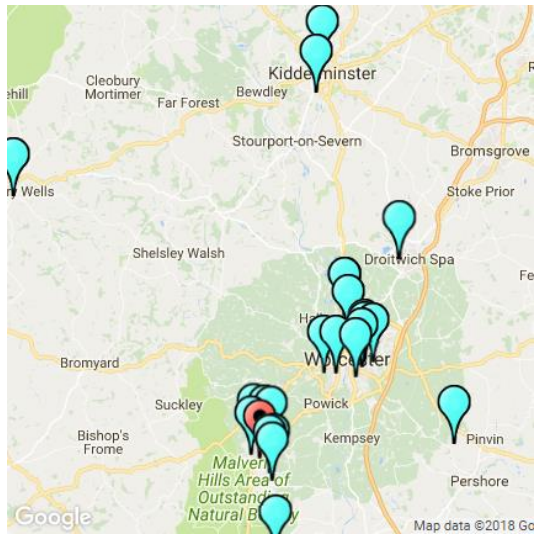
The unit is available for 360 days per year, including a planned closure over the Christmas period. This equates to a total number of nights available of 1,440 per year.

The average monthly occupancy from April to September 2017 is shown in the table below.

2017-18	Apr-17	May-17	Jun-17	Jul-17	Aug-17	Sep-17
Occupancy %	98%	92%	90%	92%	93%	94%

27 adults have used Osborne Court replacement care service during the first half of 2017/18. Of these, 22 individuals are funded by Worcestershire County Council and 5 individuals are funded by the NHS through Continuing Health Care.

The map below shows the service (red marker) and where people are accessing the service from.



Church View

Church View is a specialist short breaks service provided by Worcestershire Health and Care NHS Trust, which offers short breaks to adults with learning disabilities, with various degrees of behaviours which challenge and complex health care needs.

The unit is located in Bromsgrove, at the Princess of Wales Community Hospital.

Church View is regulated by CQC as part of Worcestershire Health and Care NHS Trust. The most recent CQC inspection report published in June 2015 rated the service as "Good".

Unit Capacity, Occupancy and Usage

Church View has 13 beds providing 24 hour care across three units, all based on the site of the Princess of Wales Community Hospital.

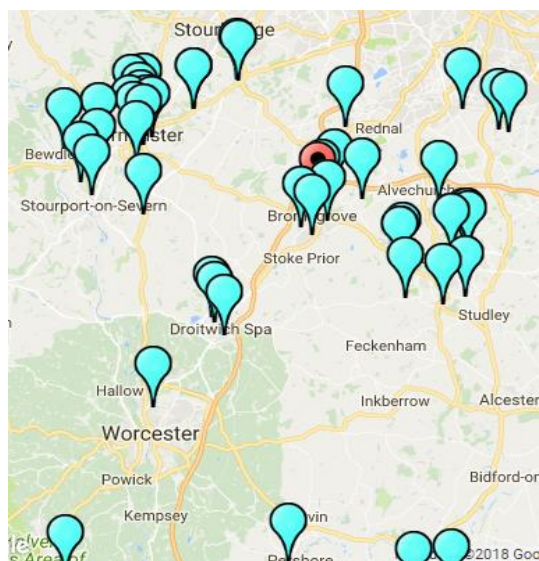
Nine of the beds are available 360 days a year and four beds are funded for 120 nights per year. The total number of nights available is 3,348 per year, which also allows for a 90% usage rate rather than 100% due to the complex needs of individuals using the service.

The average monthly occupancy from April to September 2017 is shown in the table below. This only includes individuals accessing the service overnight.

2017-18	Apr-17	May-17	Jun-17	Jul-17	Aug-17	Sep-17
Occupancy %	92%	89%	86%	84%	84%	84%

53 adults have used Church View replacement care service during the first half of 2017/18. Of these, 44 individuals are funded by Worcestershire County Council and 9 individuals are funded by the NHS through Continuing Health Care.

The map below shows the service (red marker) and where people are accessing the service from.



Worth Crescent

Worth Crescent is registered to provide accommodation for personal care for a maximum of 10 people. The home provides periods of replacement care for adults with learning disabilities and offers both planned and emergency short-term care. The home does not provide nursing care.

Worth Crescent is regulated by CQC as part of Worcestershire County Council. The most recent CQC inspection report published in April 2016 rated the service as "Good".

The service is located in Stourport.

Unit Capacity, Occupancy and Usage

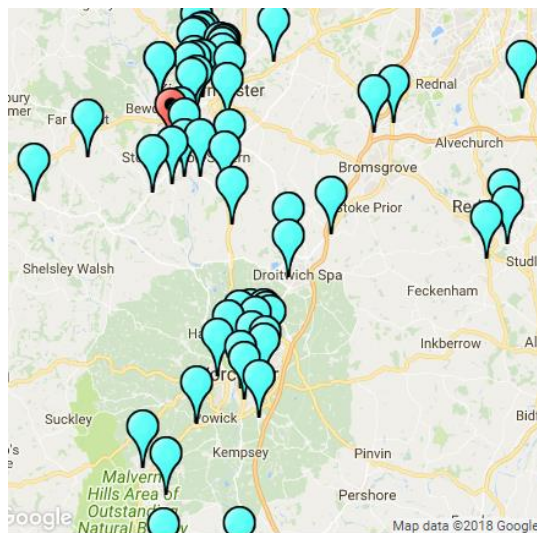
Worth Crescent has 10 beds which are available for 360 days a year, equating to 3,600 nights in total available per year.

The average monthly occupancy from April to September 2017 is shown in the table below.

2017-18	Apr-17	May-17	Jun-17	Jul-17	Aug-17	Sep-17
Occupancy %	80%	77%	73%	73%	76%	74%

63 adults have used Worth Crescent replacement care service during the first half of 2017/18, of whom 56 use the service for regular planned replacement care.

The map below shows the service (red marker) and where people are accessing the service from.



Pershore Short Breaks

Pershore Short Breaks provides replacement care accommodation for up to four people with learning disabilities. The home offers short term accommodation to people with profound and multiple learning disabilities and a range of complex health needs.

Pershore Short Breaks service is regulated by CQC as part of Worcestershire County Council. The most recent CQC inspection report published in January 2016 rated the service as "Good".

The service is located in Station Road, Pershore.

Unit Capacity, Occupancy and Usage

Pershore Short Breaks has 4 beds which are available for 360 days a year, equating to 1,440 nights in total available per year.

The average monthly occupancy from April to September 2017 is shown in the table below.

2017-18	Apr-17	May-17	Jun-17	Jul-17	Aug-17	Sep-17
Occupancy %	75%	78%	76%	73%	72%	71%

17 adults have used Pershore Short Breaks replacement care service during the first half of 2017/18.

The map below shows the service (red marker) and where people are accessing the service from.



Lock Close

The service is registered with CQC as 1 Foxlydiate Mews, but is also known as Lock Close. It is located in Redditch. The most recent CQC inspection report published in October 2015 rated the service as "Good".

Lock Close is a short break service which provides accommodation and personal care for up to five people with a learning disability. The service is provided by HF Trust Ltd under a contract with Worcestershire County Council.

HF Trust also provide a day care service at Lock Close.

Unit Capacity, Occupancy and Usage

Lock Close has 5 beds which are available for 360 days a year, equating to 1,800 nights in total available per year.

The average monthly occupancy from April to September 2017 is shown in the table below.

2017-18	Apr-Jun 17	July-Sept 17
Occupancy %	95%	94%

40 adults have been funded by Worcestershire County Council to access the Lock Close replacement care service during the first half of 2017/18.

The map below shows the service (red marker) and where people are accessing the service from.

